


This is a really good title

 Person A. G. Persondóttir ^{* α} ,  Someone Else ^{β} , and  Another S. Cientist ^{γ}

^{α} The first affiliation.

^{β} A second affiliation; note how it ends in a full stop.

^{γ} Somewhere else.

5

ABSTRACT

Cras egestas ipsum a nisl. Vivamus varius dolor ut dolor. Fusce vel enim. Pellentesque accumsan ligula et eros. Cras id lacus non tortor facilisis facilisis. Etiam nisl elit, cursus sed, fringilla in, congue nec, urna. Cum sociis natoque penatibus et magnis dis parturient montes, nascetur ridiculus mus. Integer at turpis. Cum sociis natoque penatibus et magnis dis parturient montes, nascetur ridiculus mus. Duis fringilla, ligula sed porta fringilla, ligula wisi commodo felis, ut adipiscing felis dui in enim. Suspendisse malesuada ultrices ante. Pellentesque scelerisque augue sit amet urna. Nulla volutpat aliquet tortor. Cras aliquam, tellus at aliquet pellentesque, justo sapien commodo leo, id rhoncus sapien quam at erat. Nulla commodo, wisi eget sollicitudin pretium, orci orci aliquam orci, ut cursus turpis justo et lacus. Nulla vel tortor. Quisque erat elit, viverra sit amet, sagittis eget, porta sit amet, lacus.

10

KEYWORDS: This; Is; Where; The; Keywords; Go.

15

1 INTRODUCTION

Welcome to the VOLCANICA research article \LaTeX template. If you are already comfortable using \LaTeX and \BibTeX , you can go ahead and use the blank template (blank-template.tex). (If you're editing on Overleaf, you might want to change the "Main document" in Menu > Settings. You can also right-click to rename "blank-template" to something more relevant)

Otherwise, this template contains a bit more information to help you get started using \LaTeX as a word processing software. Any issues or questions, email editor@jvolcanica.org.

20

Volcanica uses three levels of headings, which can be defined using "section", "subsection", and "subsubsection" commands.

2 A SECTION

This is the top level ("section"). Typically we recommend an Introduction > Methods > Results > Discussion > Conclusions structure, but feel free to be flexible here.

25

2.1 A subsection

This is another level ("subsection").

2.1.1 A third level

This is a third-level section ("sub-subsection"). Notice that the sections have been given a label: this means we can refer to them later, using "autoref", e.g. Section 2 or Section 2.1. The autoref command can also be used to refer to figures, tables, and other items. Here's an example of how to include a single-column-width figure:

30


* email@address.io

Figure references look like this: Figure 1. Figures should be sized according to whether they will cover one or two columns: 85 mm or 175 mm width, respectively. Maximum figure height is 200 mm. If you want to include a two-column figure; the command looks slightly different:

35 If you want to use mathematical symbols and short in-line equations, just wrap them in dollar signs: $mx + c$. Larger equations go in their own kind of special environment called, unsurprisingly, equation.

$$S(\omega) = \frac{\alpha g^2}{\omega^5} \exp\left[-0.74\left\{\frac{\omega U_{\omega} 19.5}{g}\right\}^{-4}\right] \quad (1)$$

These can also be labelled and referred to (see Equation 1 above). Subequations can also be typeset, as shown in Equation 2 below.




Figure 1: This is where a descriptive caption goes. A good idea is to include all your figures in a specific folder (e.g. "media") within the Overleaf project (or the same directory as the .tex file, if you are editing offline). The path to the figures then looks like "media/figure-1.pdf". PDF, SVG, or other vector graphics are preferred formats, but high-resolution image formats (e.g. PNG or JPG) are also acceptable.




Figure 2: This is where a descriptive caption goes.

$$v_x = v_0 \cos(\theta) \exp\left(-\frac{g}{v_t} t\right) \quad (2a)$$

$$v_y = v_0 \sin(\theta) \exp\left(-\frac{g}{v_t} t\right) - v_t \left[1 - \exp\left(-\frac{g}{v_t} t\right)\right]. \quad (2b)$$

3 TABLES

40

Here is a simple table.

Tables can become quite complex. A great resource is https://www.tablesgenerator.com/latex_tables, where you can paste table data, or load in an Excel file, then copy the LaTeX output. Note that for two-column tables, the "table*" environment should be used, rather than the unstarred "table" environment. However, you might find that a formatted table is not the best environment for your data: providing a supplementary Excel (or equivalent) file with tabular data can be easier for you as the author and makes your data more easily accessed and re-used by others.

45

Table 1: Caption goes up here.

Parameter 1	Parameter 2	Parameter 3
3.8	0.003	15.91
1.4	0.001	12.12
21	0.018	81.43
0.8	0.004	1.8
4.0	0.004	14.76
2.1	0.003	13.31
3.7	0.006	16.48
119	0.02	83.01
3.0	0.001	15.2
2.9	0.002	11.01

4 CITATIONS

To cite other articles, you need a .bib file. This is a separate file (in the same folder as the .tex and .cls files) which contains all the necessary bibliographic information. Two good resources compiling a .bib file are <https://www.doi2bib.org/> and <https://scipython.com/apps/doi2bib/>. Both of these allow you to enter an article's DOI number and retrieve the bibtex entry (which you can copy/paste into the .bib file). Bibtex entries can also be obtained via Google Scholar, by clicking "cite" > "bibtex". However, GS *doesn't* include DOI numbers, so you may want to add these manually. Many reference managers (e.g. Zotero) allow authors to export a .bib file. Once you have a .bib file, citations are simple, both in-line, such as Farquharson and Wadsworth [2018], or in parentheses [Kavanagh et al. 2022]. The reference list will be formatted and printed automatically. Note that you can refer to multiple citations at once [e.g. Siebert et al. 2015; Kavanagh et al. 2022, among others].

5 USEFUL COMMANDS

If you are using a lot of isotopes or isotopic ratios, you can use the commands "iso" and "isorat", which give outputs like ^{14}C and $^{18}\text{O}/^{16}\text{O}$. Chemistry can be typeset using the "ch" command, giving output like H_2SO_4 or $[\text{AgCl}_2]^-$, or even $\text{KCr}(\text{SO}_4)_2 \cdot 12\text{H}_2\text{O}$. There is also an "okina" command, as in Hawai'i. Here are some Greek letters: α , β , ϕ , Ω . If we use software, like Eject!, it will look like this, using the command "software" or its alias "sw". Same goes for DensityX, ImageJ, and VolCalc. SI units can be typeset using the "SI" command (SIvalueunit), where unit is typed out: 2600 kg m^{-3} . If there are symbols or commands you'd like to see incorporated in our templates, please reach out to farquharson@jvolcanica.org.

AUTHOR CONTRIBUTIONS

Who did what?

ACKNOWLEDGEMENTS

Any pertinent acknowledgements. Where applicable, funding sources should be provided here.

DATA AVAILABILITY

Links to data repositories, and/or a statement regarding the availability of data here. Authors are encouraged to make data freely available wherever possible: we recommend free repositories such as Zenodo and FigShare in order to facilitate transparent open access. We recommend versioning, archiving, and sharing code via GitHub/Zenodo; see: <https://docs.github.com/en/repositories/archiving-a-github-repository/referencing-and-citing-content>.

COPYRIGHT NOTICE

REFERENCES

Farquharson, J. and F. Wadsworth (2018). “Introducing *Volcanica*: The first diamond open-access journal for volcanology”.

Volcanica 1(1), pages i–ix. DOI: [10.30909/vol.01.01.i-ix](https://doi.org/10.30909/vol.01.01.i-ix).

75

Kavanagh, J. L., C. J. Annen, S. Burchardt, C. Chalk, E. Gallant, J. Morin, J. Scarlett, and R. Williams (2022). “Volcanologists—who are we and where are we going?” *Bulletin of Volcanology* 84(5). DOI: [10.1007/s00445-022-01547-7](https://doi.org/10.1007/s00445-022-01547-7).

Siebert, L., E. Cottrell, E. Venzke, and B. Andrews (2015). “Earth’s Volcanoes and Their Eruptions: An Overview”. In: *The Encyclopedia of Volcanoes*. Edited by H. Sigurdsson, B. Houghton, S. McNutt, H. Rymer, and J. Stix. Elsevier, pages 239–255. DOI: [10.1016/b978-0-12-385938-9.00012-2](https://doi.org/10.1016/b978-0-12-385938-9.00012-2).

80

draft for review