




24th Central European Conference on Cryptology — Extended Abstract

Template class for submissions

Piotr Jankowski^{1,2}, Maciej Wieszczyński², Jan Kowalski² and Andrzej
Jaworski³

¹ Politechnika Wroclawska, Wroclaw, Poland, pjankowski@pwr.edu.pl

² Wojskowa Akademia Techniczna^a, Warsaw, Poland,

{pjankowski,mwieszczyński,jkowalski}@wat.edu.pl

³ Naukowa i Akademicka Sieć Komputerowa, Warsaw, Poland, ajaworski@nask.pl

Keywords: CECC 2024 · Cryptography · Template · Abstract

Introduction

This is the official template for submitting extended abstracts to 24th Central European Conference on Cryptology (CECC 24). You can download it and use it locally (tested only with pdfLaTeX compiler) or clone and use it directly on Overleaf.

0.1 Title and keywords

Provide the title of the submission using the `\title{...}` command. Optionally, also provide a subtitle using the `\subtitle{...}` command. Provide a list of keywords using the `\keywords{...}` command with `\and` as the separator. In case of macro keywords or keywords that are not showing in the PDF metadata section, use the square brackets `\keywords[<verbatim list of keywords>]{...}` to provide a string that will be used for the PDF metadata.

0.2 Authors and institutions/affiliations

To provide a list of authors use the `\author{...}` command, with authors separated by the `\and` command. To link an author with an institution/affiliation use the `\inst{n}` command, where `n` is the index of the institution in the institution list (multiple comma-separated affiliations can be added in one command). To create a clickable **orcid** ID link, use the `\orcid{<ID>}` command. Please note that the `\inst{n}` command should proceed the `\orcid{<ID>}` command. Example:

```
\author{
  Piotr Jankowski \inst{1,2} \orcid{...} \and
  Maciej Wieszczyński \inst{2} \orcid{...} \and
  Jan Kowalski \inst{2} \orcid{...} \and
  Andrzej Jaworski \inst{3}
}
```

To add institutions/affiliations, use the `\institute{...}` command. To provide more than one institution/affiliation use the `\and` command to separate the list entries. Use `\footnote{...}` instead of `\thanks{...}`. For each affiliation you can provide an email address using the `\email{...}` command. In case of multiple email addresses (e.g. multiple authors from one institution) use the `\emails[domain]{local-part_1}{...}{local-part_n}`. Example:

^aSponsored by XYZ.

```
\institute{
  Inst 1, City, Country, \email{pjankowski@inst1.pl} \and
  Inst 2, City, Country, \emails[inst2.de]{pjankowski}
  {mwieszczynski}{jkowalski} \and
  Inst 3, City, Country, \email{ajaworski@inst3.com}
}
```

0.3 Headers

By default, the left header shows all of the authors (e.g. for this document – “Piotr Jankowski, Maciej Wieszczyński, Jan Kowalski and Andrzej Jaworski”) and the right header shows nothing to accommodate the author list. To change the left header, use the `\authorrunning{...}` command and provide a short author list. To change the right header, use the `\titlerunning` command and provide a short title of the submission.

0.4 Other information

Bibliography/citation style is not enforced but the **plain** `bibtex` style is preferred. The compilation will fail if the submission is longer than 4 pages. Please start the submission with a non-numbered *Introduction* section `\section*{Introduction}`.

1 Section...

References

- [1] Paul Adrien Maurice Dirac. *The Principles of Quantum Mechanics*. International series of monographs on physics. Clarendon Press, 1981.
- [2] Albert Einstein. Zur Elektrodynamik bewegter Körper. (German) [On the electrodynamics of moving bodies]. *Annalen der Physik*, 322(10):891–921, 1905.
- [3] Donald E. Knuth. *Fundamental Algorithms*, chapter 1.2. Addison-Wesley, 1973.